






<p>Why are we learning this now? 'Water , water everywhere'</p>	<p>Key Texts</p>	<p>What we will learn</p> 								
<p>In summer, we learn about water. The children are beginning to question with how and why questions. Why is the water butt full? Where is it going? They are becoming scientifically aware. We will look at rainbows and the spectrum, why rainbows appear. We will look at the water cycle and play with ice and water channels, which is perfect for hot summer weather when they will feel freer to get wet and experiment.</p> <p>By the end of the Learning Journey, what skills knowledge and experience will the children have?</p>	<p>The rainbow fish The world made a rainbow Rain</p> 	<table border="1"> <tr> <td data-bbox="1191 371 1482 531"> <p>Personal Social and emotional Development</p> </td> <td data-bbox="1482 371 2063 531"> <p>How to talk about their feelings using words like 'happy', 'sad', 'angry' or 'worried'.</p> </td> </tr> <tr> <td data-bbox="1191 531 1482 643"> <p>Communication and Language</p> </td> <td data-bbox="1482 531 2063 643"> <p>A good understanding of rhyme and alliteration be able to use the correct tense and vocabulary to describe the cycle of water.</p> </td> </tr> <tr> <td data-bbox="1191 643 1482 738"> <p>Fine motor skills</p> </td> <td data-bbox="1482 643 2063 738"> <p>Be able to use smaller and thinner fine motor skill tools and have confident control of scissors. Be able to thread beads and buttons and experience sewing with a needle.</p> </td> </tr> <tr> <td data-bbox="1191 738 1482 834"> <p>Gross motor skills</p> </td> <td data-bbox="1482 738 2063 834"> <p>Improve their throwing and catching of small balls. Using a tennis racket and using tubes and funnels to transport water. Using hoops and hurdles, carrying an egg on a spoon.</p> </td> </tr> </table>	<p>Personal Social and emotional Development</p>	<p>How to talk about their feelings using words like 'happy', 'sad', 'angry' or 'worried'.</p>	<p>Communication and Language</p>	<p>A good understanding of rhyme and alliteration be able to use the correct tense and vocabulary to describe the cycle of water.</p>	<p>Fine motor skills</p>	<p>Be able to use smaller and thinner fine motor skill tools and have confident control of scissors. Be able to thread beads and buttons and experience sewing with a needle.</p>	<p>Gross motor skills</p>	<p>Improve their throwing and catching of small balls. Using a tennis racket and using tubes and funnels to transport water. Using hoops and hurdles, carrying an egg on a spoon.</p>
<p>Personal Social and emotional Development</p>	<p>How to talk about their feelings using words like 'happy', 'sad', 'angry' or 'worried'.</p>									
<p>Communication and Language</p>	<p>A good understanding of rhyme and alliteration be able to use the correct tense and vocabulary to describe the cycle of water.</p>									
<p>Fine motor skills</p>	<p>Be able to use smaller and thinner fine motor skill tools and have confident control of scissors. Be able to thread beads and buttons and experience sewing with a needle.</p>									
<p>Gross motor skills</p>	<p>Improve their throwing and catching of small balls. Using a tennis racket and using tubes and funnels to transport water. Using hoops and hurdles, carrying an egg on a spoon.</p>									
<p>Knowledge: They will know about rainbows, clouds, prisms and the water cycle. Be able to mix colours with purpose, know how to make tertiary colours.</p> <p>Skills: They will know how and why we collect and recycle water. They will be able to use the correct tools to collect and transport water around the playground during play.</p> <p>Experience: they will have experienced making and eating ice, watching it melt and transform into liquid and steam. Performing songs and facts to an audience in an assembly and being part of a sports day.</p>	<p>Songs and rhymes</p> <p>The colours of the rainbow I hear thunder It's raining, it's pouring</p> 	<table border="1"> <tr> <td data-bbox="1191 802 1482 1018"> <p>Literacy</p> </td> <td data-bbox="1482 802 2063 1018"> <p>Imbed alliteration and rhyme. Experience hearing and sounding out all the letters sounds in the alphabet. Being to blend simple 3 sound written phonemes into words pin/tin</p> </td> </tr> <tr> <td data-bbox="1191 1018 1482 1209"> <p>Maths</p> </td> <td data-bbox="1482 1018 2063 1209"> <p>Be able to recognise numbers 1 to 10 and be able to write numbers 1 to 10. How to name and describe a wider selection of 3d shapes using. Be able to use positional language –up, down, in front, behind, left and right</p> </td> </tr> <tr> <td data-bbox="1191 1209 1482 1337"> <p>Understanding the World</p> </td> <td data-bbox="1482 1209 2063 1337"> <p>Understand how the water cycle works. How to harvest potatoes, look after the vegetable garden, watch the tadpoles develop into frogs.</p> </td> </tr> </table>	<p>Literacy</p>	<p>Imbed alliteration and rhyme. Experience hearing and sounding out all the letters sounds in the alphabet. Being to blend simple 3 sound written phonemes into words pin/tin</p>	<p>Maths</p>	<p>Be able to recognise numbers 1 to 10 and be able to write numbers 1 to 10. How to name and describe a wider selection of 3d shapes using. Be able to use positional language –up, down, in front, behind, left and right</p>	<p>Understanding the World</p>	<p>Understand how the water cycle works. How to harvest potatoes, look after the vegetable garden, watch the tadpoles develop into frogs.</p>		
<p>Literacy</p>	<p>Imbed alliteration and rhyme. Experience hearing and sounding out all the letters sounds in the alphabet. Being to blend simple 3 sound written phonemes into words pin/tin</p>									
<p>Maths</p>	<p>Be able to recognise numbers 1 to 10 and be able to write numbers 1 to 10. How to name and describe a wider selection of 3d shapes using. Be able to use positional language –up, down, in front, behind, left and right</p>									
<p>Understanding the World</p>	<p>Understand how the water cycle works. How to harvest potatoes, look after the vegetable garden, watch the tadpoles develop into frogs.</p>									



Nursery Learning Journey Overview for topic

Term 3 Summer 2

		Expressive art and design	Continue to improve imaginative drawing by practising the use of drawing and painting materials and encourage expressive story telling through drawing. Increasingly be able to use and remember sequences and patterns of movements which are related to music and rhythm.